

# Trinity Evangelical Lutheran Church of Orlando Florida

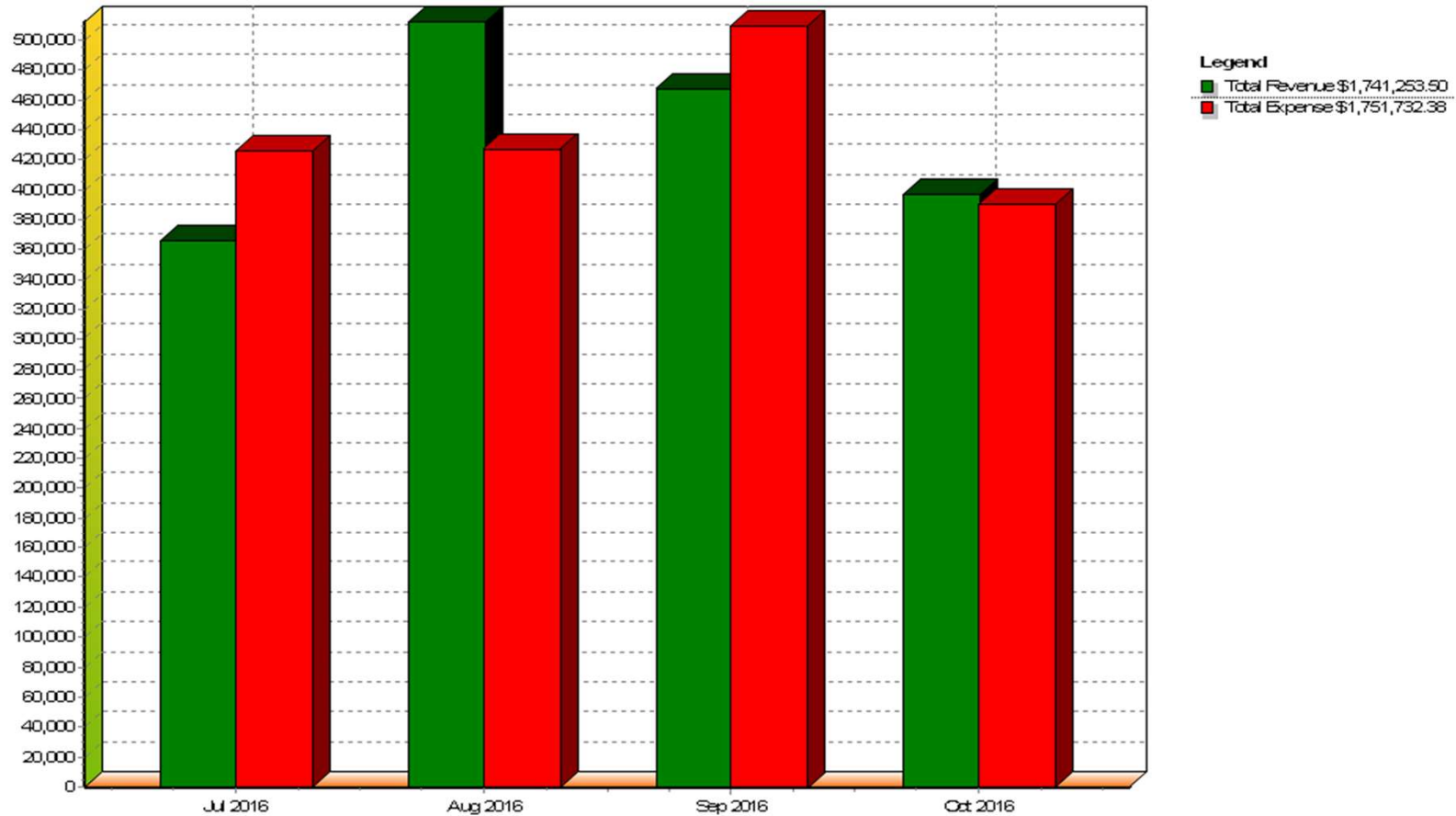
Financial Summary of Operations for the Period July 2016 through  
October 2016

Trinity Evangelical Lutheran Church  
Revenues & Expenses Graph  
July to October 2016

Date : 12/10/2016  
Time : 11:02:38 AM

1

Note: The Report Option to include Open Transactions is selected.

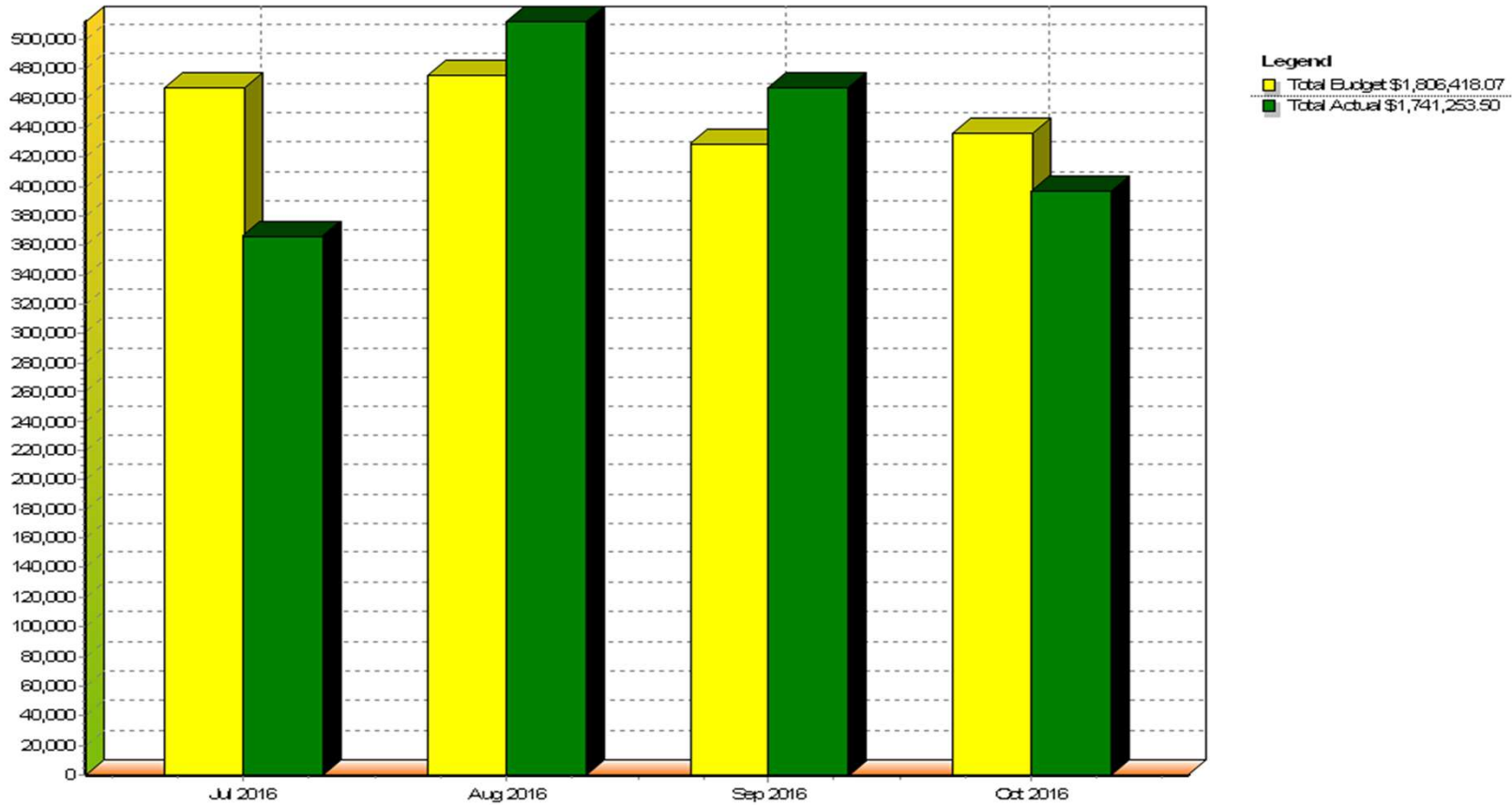


Trinity Evangelical Lutheran Church  
Revenue Budget vs. Actual Graph  
July to October 2016

Date : 12/10/2016  
Time : 10:54:02 AM

1

Note: The Report Option to include Open Transactions is selected.

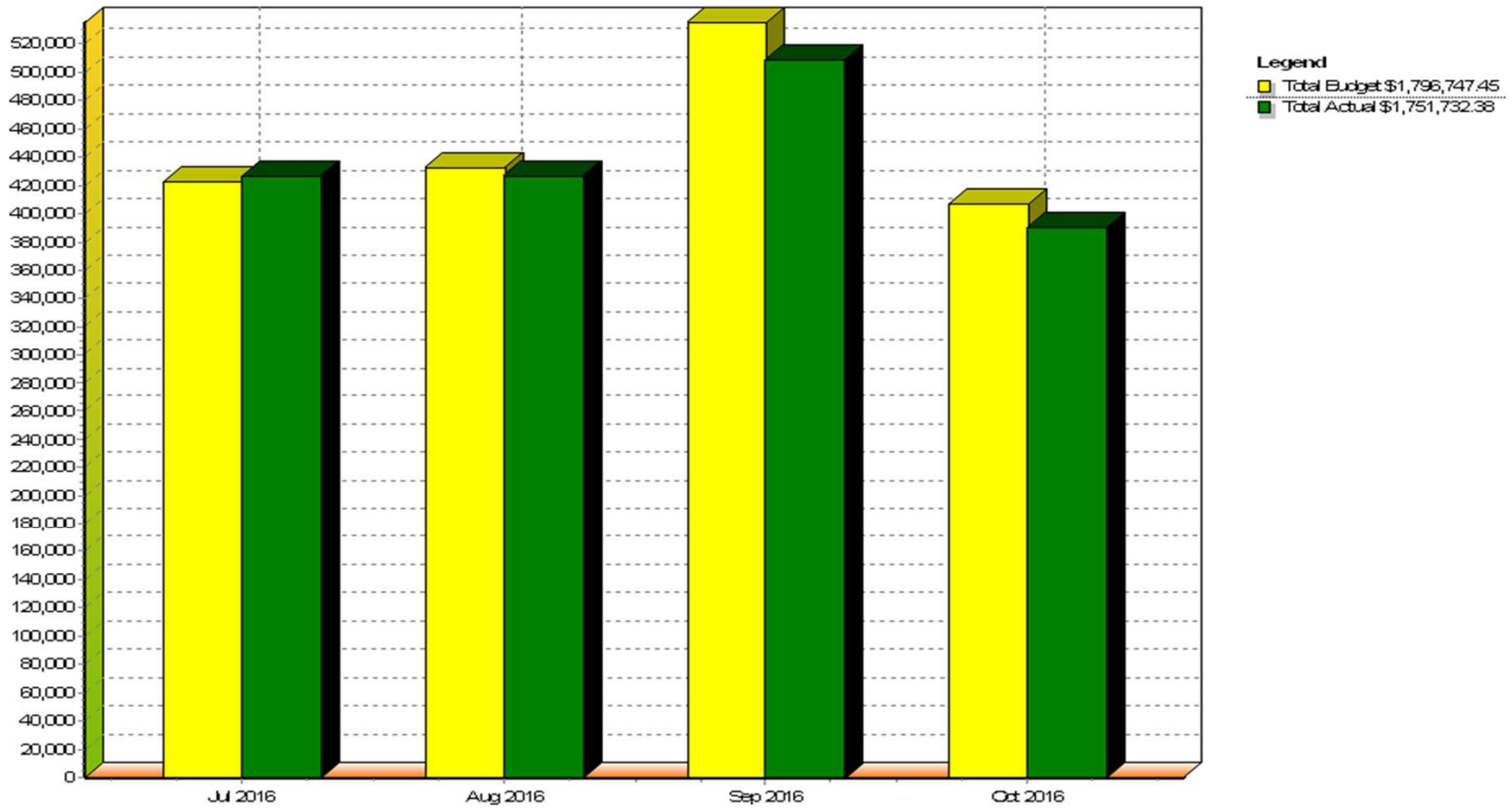


Trinity Evangelical Lutheran Church  
Expense Budget vs. Actual Graph  
July to October 2016

Date : 12/10/2016  
Time : 11:11:28 AM

1

Note: The Report Option to include Open Transactions is selected.

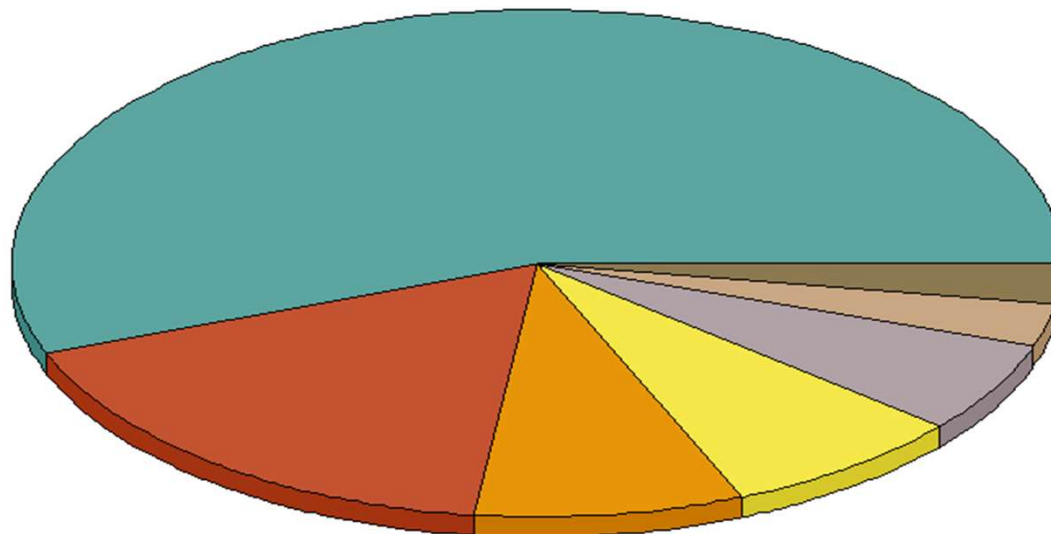


Trinity Evangelical Lutheran Church  
Revenue Summary Graph  
July to October 2016

Date : 12/10/2016  
Time : 11:03:31 AM

1

Note: The Report Option to include Open Transactions is selected.



Legend

CDC Receipts	973,340.99 (55.90%)
Church Receipts	297,177.12 (17.07%)
Support Receipts	148,125.72 (8.51%)
School Receipts	131,455.64 (7.55%)
Facility Receipts	97,403.30 (5.59%)
Ext Care Receipts	47,996.34 (2.76%)
Food Receipts	45,185.39 (2.59%)
Youth Receipts	494.00 (0.03%)
Music Ministry Receipts	75.00 (0.00%)

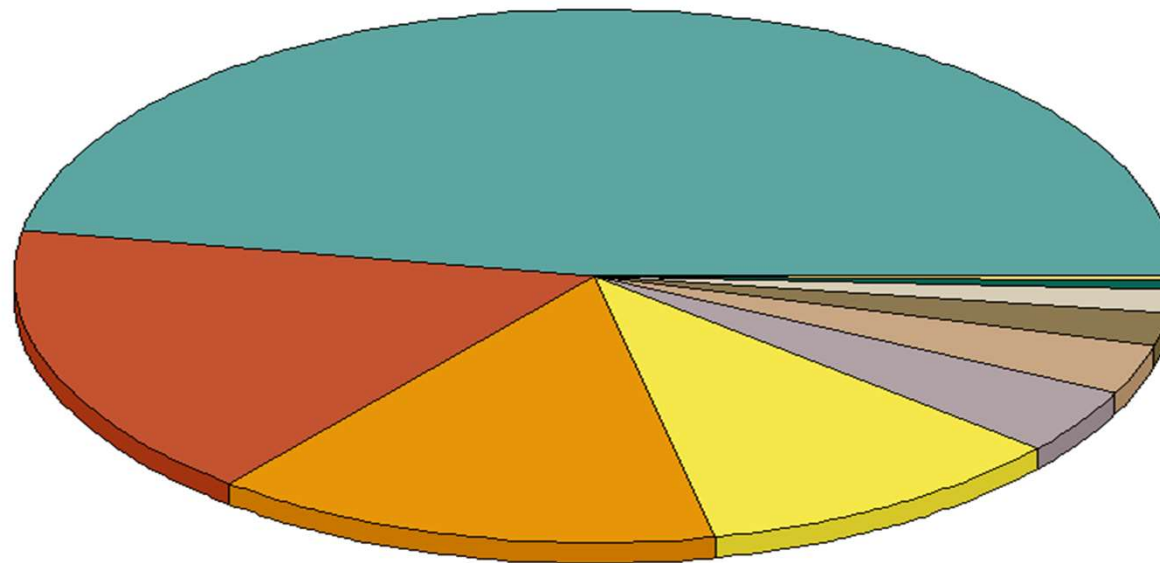
Total \$1,741,253.50

Trinity Evangelical Lutheran Church  
Expense Summary Graph  
July to October 2016

Date : 12/10/2016  
Time : 11:04:14 AM

1

Note: The Report Option to include Open Transactions is selected.



Legend		
CCC	827,827.57	(47.26%)
Facility	293,870.96	(16.78%)
School	250,532.84	(14.30%)
Support	165,666.76	(10.60%)
Ministry	69,726.93	(3.96%)
Food	50,623.62	(2.89%)
Extended Care	32,172.63	(1.84%)
Benevolences	25,814.05	(1.47%)
Ministry - Music	12,882.01	(0.74%)
Ministry - Youth	2,003.48	(0.11%)
Human Care	611.93	(0.03%)
Total	\$1,751,732.38	

## Budget Activity July 2016 to October 2016

Budget YTD July To Oct 2016	Church COC	School COC	CDC COC	Total
Income	\$586,784	\$257,335	\$962,298	\$1,806,417
Expenses	\$686,464	\$257,304	\$852,980	\$1,796,748
Net Income/ (Loss)	(\$99,680)	\$31	\$109,317	\$9,669

## Actual Operating Activity July 2016 to October 2016

Actual YTD	Church COC	School COC	CDC COC	Total
Income	\$588,460	179,452	\$973,341	\$1,741,253
Expenses	\$641,200	\$282,706	\$827,828	\$1,751,734
Net Income / (Loss)	(\$52,740)	(\$103,254)	\$145,513	(\$10,481)



## Church Ministry Actual to Budget Four Months July to Oct 2016

Church COC	Actual	Budget	Variance
Income	\$588,460	\$586,784	\$1,675
Expenses	\$641,200	\$686,464	\$45,265
Net Income / (Loss)	(\$52,740)	(\$99,680)	\$46,940

## School Ministry Actual to Budget Four Months July to Oct 2016

School COC	Actual	Budget	Variance
Income	\$179,452	\$257,335	(\$73,578)
Expenses	\$282,706	\$257,304	(\$25,402)
Net Income / (Loss)	(\$103,254)	\$31	(\$103,286)

## CDC Ministry Actual to Budget Four Months July to Oct 2016

CDC COC	Actual	Budget	Variance
Income	\$973,341	\$962,298	\$11,043
Expenses	\$827,828	\$852,980	\$25,152
Net Income / (Loss)	\$145,513	\$109,318	\$36,195